

AIR OPERATED, LIQUID DELIVERY

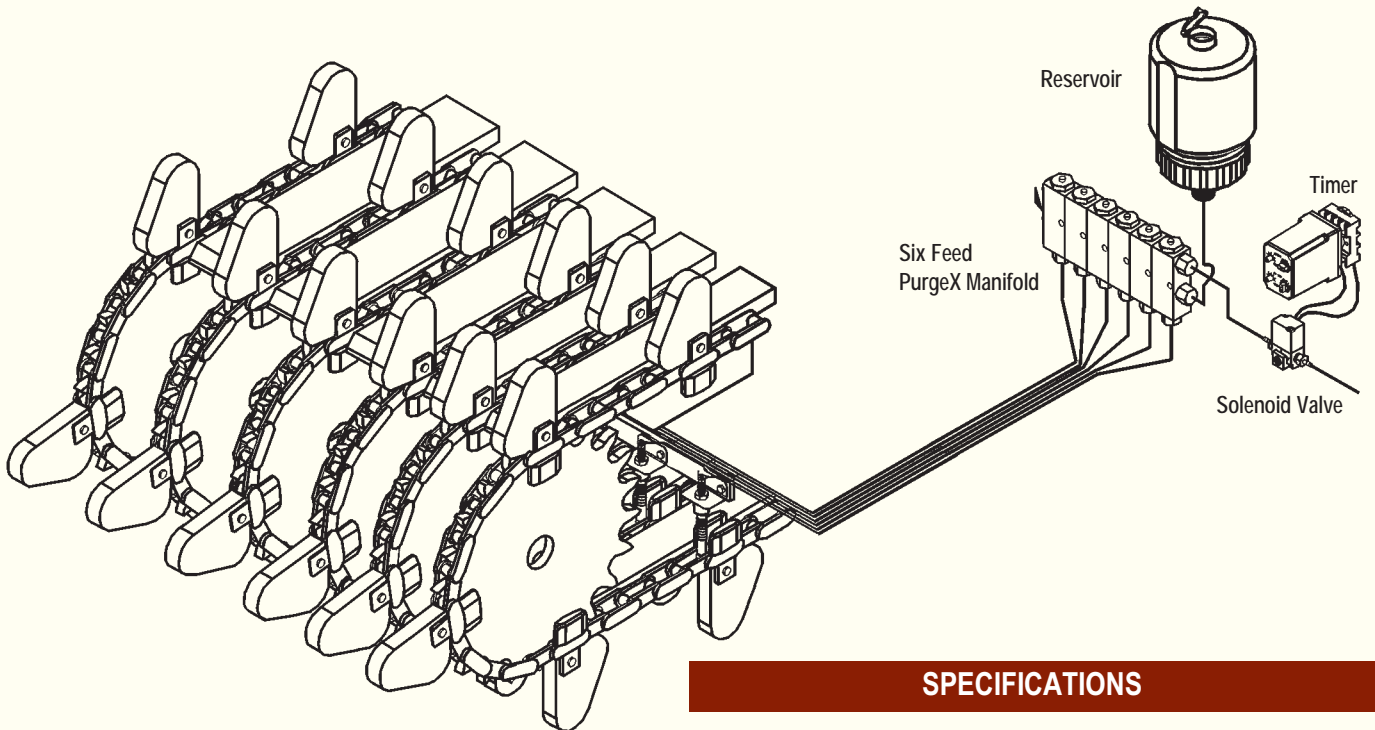
The B3162-100 series of PurgeX® is air operated and designed for use with a wide variety of liquids and lubricating oils. Quality engineering and manufacturing provide simplicity of operation and reliability over long periods of time. Precise volumetric delivery is achieved with a positive displacement design and adjustment capability.

- Air pressure from 3-way solenoid valve begins lubrication cycle.
- When the air pressure is removed, the internal piston and evacuation valve retract, drawing oil into the pumping chamber with a vacuum of 20-25" HG, preventing any after-drip of oil.
- A 9:1 ratio of the air side to the lube side of the piston provides reliable delivery in all typical applications.
- For applications with multiple feed points, the PurgeX is supplied in a manifold with common air and oil inlet ports, using the Threadapter® connector. Each PurgeX in the manifold operates as an individual pump with a separate adjustment for lubricant delivery per cycle.
- Air operated design allows use in high cycle speed applications delivering small amounts of oil per cycle.



B3162-101

TYPICAL INSTALLATION



In the application shown above, the PurgeX system is used to lubricate chains in a packaging operation. Small amounts of oil are precisely delivered, eliminating package contamination in this process.

OIL-RITE | 1-920-682-6173
www.oilrite.com

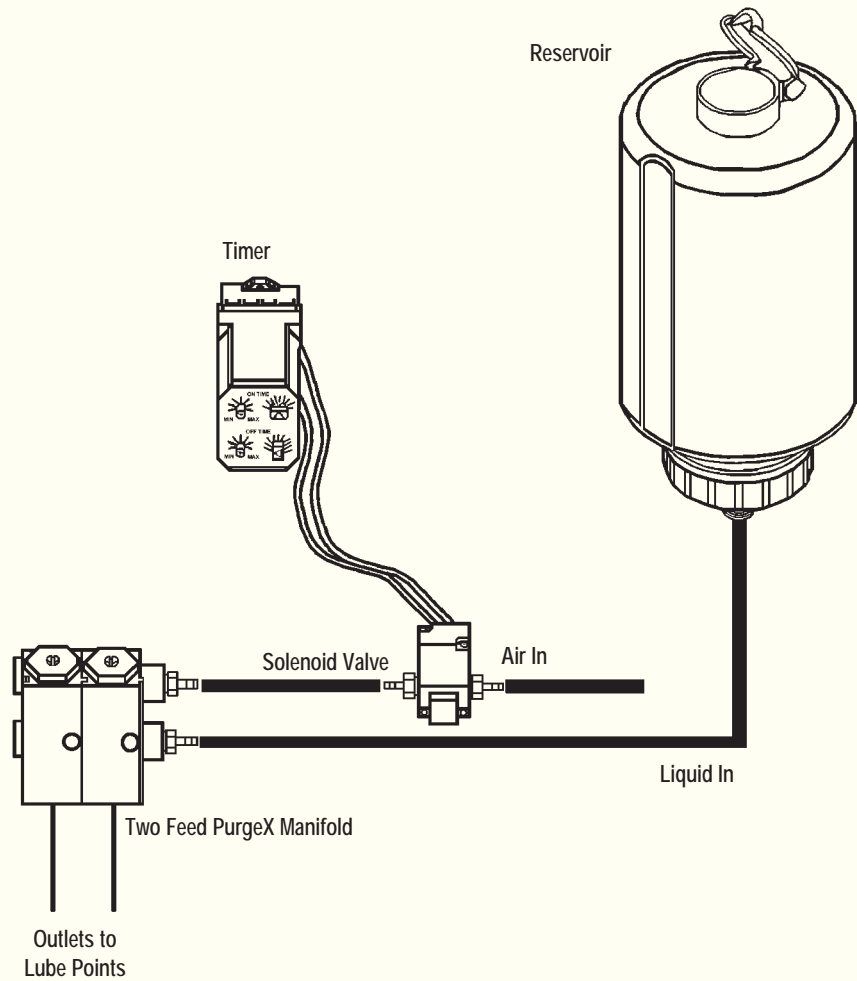
SPECIFICATIONS

Inlet air pressure	40-125 psi
Body	Anodized aluminum alloy
Seals	Buna-N, std. Other seals available on request
Liquid delivery per cycle	0 to .012 cu. in., adjustable
Ambient temperature range	-15° F to 180° F
Piston ratio	9:1
Piston diameter and stroke	.250 diameter by .250 stroke (inches)

HOW TO ORDER

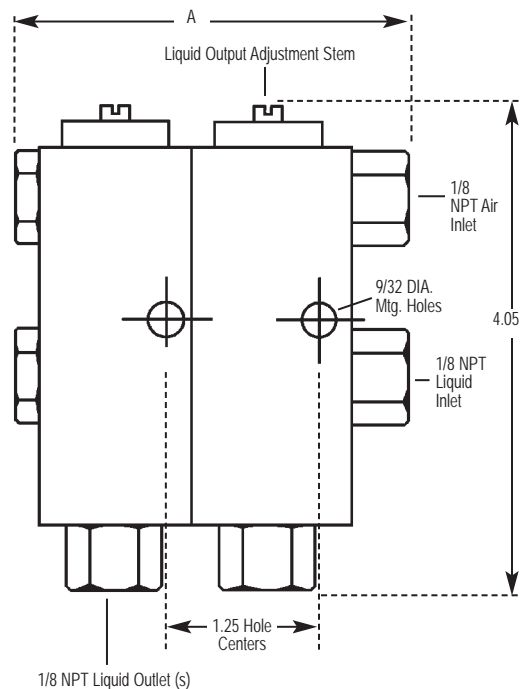
1. Determine number of lubrication points and select corresponding PurgeX model with the correct number of feeds.
2. Select an oil reservoir with appropriate capacity.
3. Select a 3-way solenoid operated air valve to turn lubrication cycle on and off.
4. Select a timer or use machine controls to signal solenoid valve.

See pages 18 and 19 for accessory model numbers



SELECTION CHART

CATALOG NO.		NO. OF FEEDS	DIM. (IN.)
BUNA-N SEALS	VITON® SEALS		A
B3162-101	B3162-201	1	2
B3162-102	B3162-202	2	3-1/4
B3162-103	B3162-203	3	4-1/2
B3162-104	B3162-204	4	5-3/4
B3162-105	B3162-205	5	7
B3162-106	B3162-206	6	8-1/4
B3162-107	B3162-207	7	9-1/2
B3162-108	B3162-208	8	10-3/4
B3162-109	B3162-209	9	12
B3162-110	B3162-210	10	13-1/4
B3162-111	B3162-211	11	14-1/2
B3162-112	B3162-212	12	15-3/4



© Viton is a registered trademark of Dupont Dow Corp.